



| Customer Details | |
|-------------------|--|
| Therapist Name | |
| Therapist Address | |
| Client Name | |
| Client Address | |

| Size Specific | |
|---------------|--|
| Small | |
| Medium | |
| Large | |

| BeMe Seat Core | | | |
|----------------|-----------------------|----------|------------|
| Code | Description | Quantity | Upholstery |
| 150-1601 | BeMe Small Seat Core | | N/A |
| 150-2601 | BeMe Medium Seat Core | | N/A |
| 150-3601 | BeMe Large Seat Core | | N/A |



Seat Core

| High-Low Chassis (match seat core size) | | | |
|---|--|----------|------------|
| Code | Description | Quantity | Upholstery |
| 150-1800-G | Small Manual (Gas Spring) High-Low Chassis | | N/A |
| 122-2710 | Push Handle for Small and Medium Chassis | | N/A |
| 150-2753-G | Medium Manual (Gas Spring) High-Low Chassis | | N/A |
| 150-2766-G | Medium Pump Action (Hydraulic) High-Low Chassis | | N/A |
| 150-2768-G | Medium Pump Action (Hydraulic) Outdoor High-Low Chassis | | N/A |
| 122-2710 | Push Handle for Small and Medium Chassis | | N/A |
| 150-3770-G | Large Pump Action (Hydraulic) Outdoor High-Low Chassis including Push Handle | | N/A |
| 150-3780-G | Large Electric Outdoor High-Low Chassis including Push Handle | | N/A |
| 150-818 | Interface for Small BeMe Seat Core onto Medium Chassis | | N/A |



Small Chassis



Medium Indoor Chassis




Medium Outdoor Chassis




Large Chassis

| Interface for Mobility Base (match seat core size) | | | |
|--|--|----------|------------|
| Code | Description | Quantity | Upholstery |
| 150-1760 | Interface for Small BeMe on to Zippie Iris, Quickie Iris, Quickie SR45 | | N/A |
| 150-1771 | Interface for Small BeMe on to Q300 | | N/A |
| 150-2760 | Interface for Medium BeMe on to Zippie Iris, Quickie Iris, Quickie SR45 | | N/A |
| 150-2771 | Interface for Medium BeMe on to Q300 or Q400 | | N/A |
| 150-3760 | Interface for Large BeMe on to Zippie Iris, Quickie Iris or Quickie SR45 | | N/A |
| 150-3771 | Interface for Large BeMe on to Q300 or Q400 | | N/A |




| Seat Hardware | | | | | |
|--|---|----------|------------|---|--|
| Code | Description | Quantity | Upholstery | | |
| 150-1637 | Small Basic Seat | | Required |  Basic Seat | |
| 150-1638 | Small Contoured Seat | | Required | | |
| 150-2637 | Medium Basic Seat | | Required | | |
| 150-2639 | Medium Split Seat | | Required |  Split Seat | |
| 150-2638 | Medium Contoured Seat | | Required | | |
| 150-4637 | Medium-Long Basic Seat | | Required | | |
| 150-4639 | Medium-Long Split Seat | | Required |  Contoured Seat | |
| 150-4638 | Medium-Long Contoured Seat | | Required | | |
| 150-3637 | Large Basic Seat | | Required | | |
| 150-3639 | Large Split Seat | | Required | | |
| 150-3638 | Large Contoured Seat | | Required | | |
| 150-5637 | Large-Long Basic Seat | | Required | | |
| 150-5639 | Large-Long Split Seat | | Required | | |
| 150-5638 | Large-Long Contoured Seat | | Required | | |
| Pelvic Belt | | | | | |
| Code | Description | Quantity | Upholstery | | |
| 150-1844 | 4-point belt Size 1 | | N/A |  4 Point | |
| 150-2844 | 4-point belt Size 2 | | N/A | | |
| 150-3844 | 4-point belt Size 3 | | N/A | | |
| 150-4844 | 4-point belt Size 4 | | N/A | | |
| 117-476 | Pelvic Cradle size 2 | | N/A |  Cradle | |
| 117-477 | Pelvic Cradle size 3 | | N/A | | |
| 117-478 | Pelvic Cradle size 4 | | N/A | | |
| 117-479 | Pelvic Cradle size 5 | | N/A | | |
| 117-480 | Pelvic Cradle size 6 | | N/A | | |
| | | | N/A | | |
| Femoral Guide <i>(Select up to 2 on Basic seat or 4 on Split Seat)</i> | | | | | |
| Code | Description | Quantity | Upholstery | | |
| 150-1615 | Single Femoral Gable - Small | | Optional |  | |
| 150-2615 | Single Femoral Gable - Medium | | Optional | | |
| 150-3615 | Single Femoral Gable - Large | | Optional | | |
| 150-4615 | Single Femoral Gable - Extra Large | | Optional | | |
| 150-1862 | Padded Cover for Single Femoral Gable - Small | | N/A | | |
| 150-2862 | Padded Cover for Single Femoral Gable - Medium | | N/A | | |
| 150-3862 | Padded Cover for Single Femoral Gable - Large | | N/A | | |
| 150-4862 | Padded Cover for Single Femoral Gable - Extra Large | | N/A | | |
| Pommel <i>(Match seat core size)</i> | | | | | |
| Code | Description | Quantity | Upholstery | | |
| 150-1624 | Pommel Small | | Optional |  | |
| 150-1864 | Padded Cover - Pommel Small | | N/A | | |
| 150-2624 | Pommel Medium | | Optional | | |
| 150-2864 | Padded Cover - Pommel Medium | | N/A | | |
| 150-3624 | Pommel Large | | Optional | | |
| 150-3864 | Padded Cover - Pommel Large | | N/A | | |

| Backrest (does not need to match seat core size) | | | |
|--|---|----------|------------|
| Code | Description | Quantity | Upholstery |
| 150-1625 | Small Basic Backrest | | Required |
| 150-1630 | Small Moderate Backrest | | Required |
| 150-2625 | Medium Basic Backrest | | Required |
| 150-2630 | Medium Moderate Backrest | | Required |
| 150-2633 | Shoulder Wing Upgrade for Medium Moderate (Requires Complex 3D Backrest Upholstery) | | Required |
| 150-2631 | Medium Complex 3D Backrest | | Required |
| 150-3625 | Large Basic Backrest | | Required |
| 150-3630 | Large Moderate Backrest | | Required |
| 150-3633 | Shoulder Wing Upgrade for Large Moderate (Requires Complex 3D Backrest Upholstery) | | Required |
| 150-3631 | Large Complex 3D Backrest | | Required |
| 150-1792 | 15 degree angle spacer for Moderate shoulder section | | N/A |
| 150-605 | Dynamics Upgrade Kit | | N/A |



| Hip Guides | | | |
|------------|-------------------------|----------|------------|
| Code | Description | Quantity | Upholstery |
| 150-1684 | Small Hip Guide (Pair) | | Included |
| 150-2684 | Medium Hip Guide (Pair) | | Included |
| 150-3684 | Large Hip Guide (Pair) | | Included |



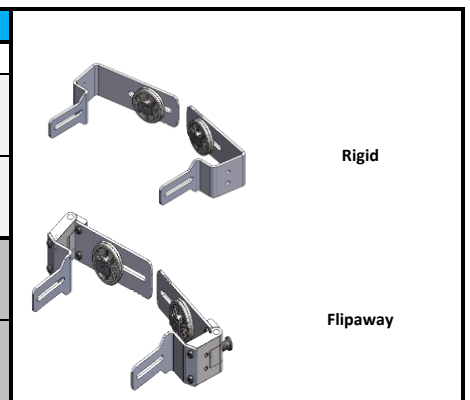
| Hip Guides - Additional Longer Pads (Must Order Hip Guides) | | | |
|---|---------------------------------|----------|------------|
| Code | Description | Quantity | Upholstery |
| 150-1653 | Hinged Lateral Pad Small (Pair) | | Included |
| 150-3653 | Hinged Lateral Pad Large (Pair) | | Included |



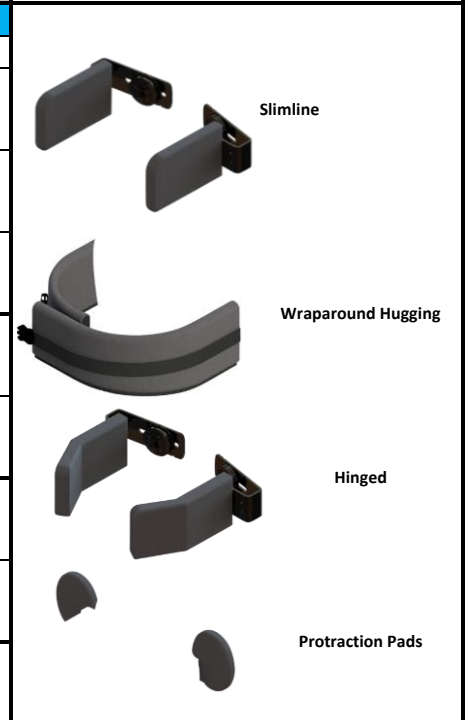
| Chest Harness | | | |
|---------------|---------------------------------------|----------|------------|
| Code | Description | Quantity | Upholstery |
| 155-N001-L600 | Small Dynamic Butterfly Harness | | N/A |
| 155-N001-L601 | Medium Dynamic Butterfly Harness | | N/A |
| 155-N001-L602 | Large Dynamic Butterfly Harness | | N/A |
| 155-N001-L603 | Extra Large Dynamic Butterfly Harness | | N/A |



| Chest Lateral Bracket (match backrest size) | | | |
|---|---|----------|------------|
| Code | Description | Quantity | Upholstery |
| 150-1651 | Rigid Lateral Bracket for Size Small/Medium Backrests(Pair) | | Included |
| 150-1655 | FlipAway Lateral Bracket for Small/Medium Backrests (Pair) | | Included |
| 150-3651 | Rigid Lateral Bracket for Large Backrests (Pair) | | Included |
| 150-3655 | FlipAway Lateral Bracket for Large Backrests (Pair) | | Included |



| Chest Lateral Pad | | | |
|-------------------|---|----------|------------|
| Code | Description | Quantity | Upholstery |
| 150-1675 | Size 1 Slimline Lateral Pads (Pair) | | Included |
| 150-2675 | Size 2 Slimline Lateral Pads (Pair) | | Included |
| 150-3675 | Size 3 Slimline Lateral Pads (Pair) | | Included |
| 150-1260 | Small Wraparound Hugging Lateral Pads (Pair) | | Included |
| 150-2260 | Medium Wraparound Hugging Lateral Pads (Pair) | | Included |
| 150-1653 | Hinged Lateral Pad Small (Pair) | | Included |
| 150-3653 | Hinged Lateral Pad Large (Pair) | | Included |
| 150-673 | Lateral Protraction Pads (Pair) | | Included |



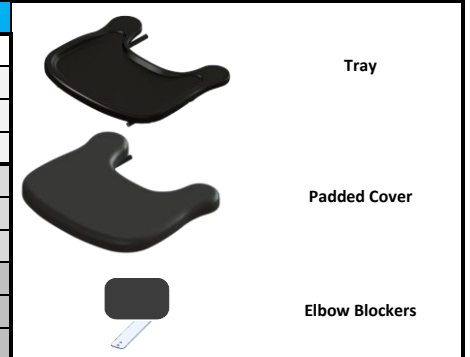
| Armrest (Complete) | | | |
|--------------------|-----------------------|----------|------------|
| Code | Description | Quantity | Upholstery |
| 150-1642 | Small Armrests (Pair) | | N/A |
| 150-2642 | Large Armrests (Pair) | | N/A |



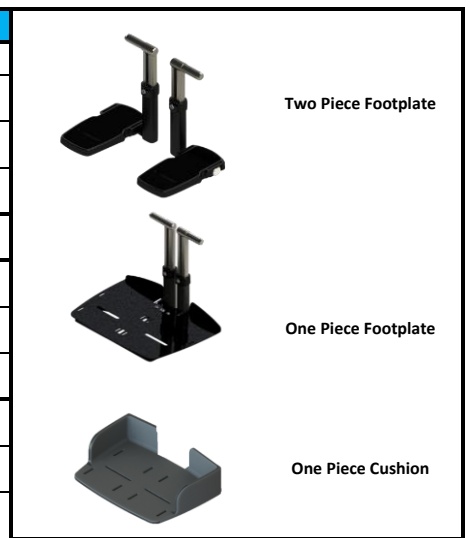
| Armrest Pads (Single) | | | |
|-----------------------|---------------------------------|----------|------------|
| Code | Description | Quantity | Upholstery |
| 150-15204 | Small Armrest Pad Only (Single) | | N/A |
| 150-25204 | Large Armrest Pad Only (Single) | | N/A |



| Tray (match seat core size) | | | |
|-----------------------------|--------------------------------|----------|------------|
| Code | Description | Quantity | Upholstery |
| 150-1720 | Size 1 Tray | | N/A |
| 150-1888 | Size 1 Padded Tray Cover | | N/A |
| 150-1671 | Tray Elbow Blockers for Size 1 | | N/A |
| 150-2720 | Size 2 Tray | | N/A |
| 150-2888 | Size 2 Padded Tray Cover | | N/A |
| 117-641 | Tray Elbow Blockers for Size 2 | | N/A |
| 150-3720 | Size 3 Tray | | N/A |
| 150-3888 | Size 3 Padded Tray Cover | | N/A |
| 150-3671 | Tray Elbow Blockers for Size 3 | | N/A |










| Leg Support | | | |
|-------------|---|----------|------------|
| Code | Description | Quantity | Upholstery |
| 150-1689 | Split Footplate Small (Left and Right) | | N/A |
| 150-2689 | Split Footplate Medium (Left and Right) | | N/A |
| 150-3689 | Split Footplate Large (Left and Right) | | N/A |
| 117-787 | 1Inch Sandal Raisers (pair) for split footplate | | N/A |
| 150-1698 | One Piece Footplate - Small | | Optional |
| 150-2698 | One Piece Footplate - Medium | | Optional |
| 150-3698 | One Piece Footplate - Large | | Optional |
| 150-1872 | Cushion for Small One-Piece Footplate | | N/A |
| 150-2872 | Cushion for Medium One-Piece Footplate | | N/A |
| 150-3872 | Cushion for Large One-Piece Footplate | | N/A |



| Foot Support | | | |
|--------------|---------------------------------------|----------|------------|
| Code | Description | Quantity | Upholstery |
| AH01 | Ankle Huggers | | N/A |
| 150-1852 | Extra Small Booties | | N/A |
| 152-1600 | Sandals Small | | N/A |
| 152-2600 | Sandals Medium | | N/A |
| 152-3600 | Sandals Large | | N/A |
| 173-2305 | Small Ankle Wraps (Only with Sandals) | | N/A |
| 173-3305 | Large Ankle Wraps (Only with Sandals) | | N/A |



| BeMe Headrest | | | |  BeMe Headrest |
|-------------------------------|--|----------|------------|---|
| Code | Description | Quantity | Upholstery | |
| 150-676 | BeMe Headrest | | Required | |
| Universal Headrest Bracket | | | |  |
| Code | Description | Quantity | Upholstery | |
| 150-781 | Universal Headrest Bracket (Whitmyer PRO or Leckey Headrests) | | N/A | |
| Leckey Headrest | | | | |
| Code | Description | Quantity | Upholstery | |
| 137-699-05 | Leckey Contoured Headrest | | Included | |
| 117-699-05 | Leckey Contoured Occipital Headrest | | Included | |
| 117-851-05 | Leckey Flat Headrest | | Included | |
| 120-893-05 | Leckey Flat Headrest Laterals | | Included | |
| Whitmyer Plush | | | |  |
| Code | Description | Quantity | Upholstery | |
| PRO-P1W | Plush Headrest, 10 Inch with 8 Inch PRO Bar | | Included | |
| PRO-P2W | Plush Headrest, 14 Inch with 8 Inch PRO Bar | | Included | |
| PRO-P4W | Plush Headrest, 19 Inch with 8 Inch PRO Bar | | Included | |
| PRO-AP1L | Adjust-A-Plush Narrow Headrest with 8 Inch PRO Bar | | Included | |
| PRO-AP2L | Adjust-A-Plush Standard Headrest with 8 Inch PRO Bar | | Included | |
| Whitmyer Contoured Cradle | | | |  |
| Code | Description | Quantity | Upholstery | |
| PRO-CCS2 | Small Contoured Cradle Head on 8 Inch PRO Bar | | Included | |
| PRO-CCS3 | Medium Contoured Cradle Head on Pro 8 Inch PRO Bar | | Included | |
| PRO-CCS4 | Large Contoured Cradle Head on 8 Inch PRO Bar | | Included | |
| Whitmyer Heads Up | | | |  |
| Code | Description | Quantity | Upholstery | |
| PRO-HU-ISSCL-O5 | Heads Up Short Infant (Size 1 - 8.3 Cm) including chin prompt | | Included | |
| PRO-HU-SSSCL-O6 | Heads Up Short Child (Size 2 - 10.1 Cm) including chin prompt | | Included | |
| PRO-HU-MSSCL-O8 | Heads Up Short Teenager (Size 3 - 11.6 Cm) including chin prompt | | Included | |
| PRO-HU-LSSCL-O10 | Heads Up Short Adult (Size 4 - 14.7 Cm) including chin prompt | | Included | |
| PRO-HU-ITSCL | Heads Up Tall Infant (Size 1 - 8.3 Cm) including chin prompt | | Included | |
| PRO-HU-STSCL | Heads Up Tall Child (Size 2 - 10.1 Cm) including chin prompt | | Included | |
| PRO-HU-MTSCL | Heads Up Tall Teenager (Size 3 - 11.6 Cm) including chin prompt | | Included | |
| PRO-HU-LTSCL | Heads Up Tall Adult (Size 4 - 14.7 Cm) including chin prompt | | Included | |
| Whitmyer Complex | | | |  |
| Code | Description | Quantity | Upholstery | |
| PRO-3W | Paediatric S.O.F.T. Three Pad Head Support with 8" PROvertical mounting bar | | Included | |
| PRO-4W | Small Adult S.O.F.T. Three Pad Head Support with 8" PROvertical mounting bar | | Included | |
| PRO-1W | Adult S.O.F.T. Three Pad Head Support with 8" PROvertical mounting bar | | Included | |
| Whitmyer Forehead Support | | | |  |
| Code | Description | Quantity | Upholstery | |
| D1010 | Whitmyer Bracket for Cradle headrest to attach forehead support | | Included | |
| DFS/3 | DYNAMIC FOREHEAD ASSEMBLY - Paediatric | | Included | |
| DFS/1 | DYNAMIC FOREHEAD ASSEMBLY - Adult | | Included | |
| D1017 | DYNAMIC FOREHEAD STRAP (NEOPRENE AGAINST SKIN) | | Included | |
| D1018 | DYNAMIC FOREHEAD STRAP (TOWELLING AGAINST SKIN) | | Included | |
| Whitmyer Bars and Accessories | | | | |
| Code | Description | Quantity | Upholstery | |
| PRC7030 | Whit 8" vertical/horizontal PRO mount | | Included | |
| PRC7070 | PRO 63mm Offset Bar | | Included | |
| M9450 | Dynamic Headrest Kit | | Included | |
| LFC25L | Single Lateral Facial Support for 3 Pad System | | Included | |
| LFC25-CSL | Single Lateral Facial Support for Contoured Cradle | | Included | |
| LFC25-PLL | Single Lateral Facial Support for Plush | | Included | |
| M5200 | Swingaway System for headrests | | Included | |


| Miscellaneous | | | |
|---------------|---|----------|------------|
| Code | Description | Quantity | Upholstery |
| 150-1645 | Sun/Rain Canopy for Small Backrest | | N/A |
| 150-2645 | Sun/Rain Canopy for Medium Backrest | | N/A |
| 150-1790 | Spacer Pair to decrease minimum seat depth on BeMe Small - 25mm | | N/A |
| 150-1791 | Spacer Pair to decrease minimum seat depth on BeMe Small - 50mm | | N/A |
| 150-604 | Static Plate to revert dynamic backrest to standard | | N/A |
| 150-699 | Van Trolley Set (3 Trolleys + Backpack for Assessments) | | N/A |
| 150-846 | Extra Padded Sleeve for Footplate Stem or Lateral Brackets | | N/A |



Sun/Rain Canopy

| Colours | | | |
|---------|-----------------------------|--|--|
| | Blue - Replace XX with 02 | | |
| | Purple - Replace XX with 04 | | |
| | Red - Replace XX with 09 | | |
| | Grey - Replace XX with 08 | | |

| Upholstery | | | |
|-------------|--|----------|-------------|
| Code | Description | Quantity | Colour Code |
| 150-855-XX | BeMe Headrest Cushion and Cover | | |
| 150-1840-XX | Small Basic Seat Cushion and Cover | | |
| 150-1860-XX | Small Contoured Seat Cushion and Cover | | |
| 150-2840-XX | Medium Basic Seat Cushion and Cover | | |
| 150-2850-XX | Medium Split Seat Cushion and Cover | | |
| 150-2860-XX | Medium Contoured Seat Cushion and Cover | | |
| 150-4840-XX | Medium-Long Basic Seat Cushion and Cover | | |
| 150-4850-XX | Medium-Long Split Seat Cushion and Cover | | |
| 150-4860-XX | Medium-Long Contoured Seat Cushion and Cover | | |
| 150-3840-XX | Large Basic Seat Cushion and Cover | | |
| 150-3850-XX | Large Split Seat Cushion and Cover | | |
| 150-3860-XX | Large Contoured Seat Cushion and Cover | | |
| 150-5840-XX | Large-Long Basic Seat Cushion and Cover | | |
| 150-5850-XX | Large-Long Split Seat Cushion and Cover | | |
| 150-5860-XX | Large-Long Contoured Seat Cushion and Cover | | |
| 150-1870-XX | Small Basic Backrest Cover | | |
| 150-1800-XX | Small Moderate Backrest Cushions and Covers | | |
| 150-2870-XX | Medium Basic Backrest Cover | | |
| 150-2800-XX | Medium Moderate Backrest Cushions and Covers | | |
| 150-4800-XX | Medium Complex Backrest Cushions and Covers | | |
| 150-3870-XX | Large Basic Backrest Cover | | |
| 150-3800-XX | Large Moderate Backrest Cushions and Covers | | |
| 150-5800-XX | Large Complex Backrest Cushions and Covers | | |



Technical Measurements

| Seat | | | | | |
|---|----------------|----------------|----------------|-------------|------------|
| | Small | Medium | Large | Medium Long | Large Long |
| Seat Depth [mm] | 170*-325 | 275-390 | 350-475 | 325-440 | 400-525 |
| Seat Width [mm] | 275 | 325 | 415 | 325 | 415 |
| Max User Weight [kg]** | 35 | 50 | 70 | 50 | 70 |
| Backrest | | | | | |
| | Small | Medium | Large | | |
| Back Height [mm] | 360-470 | 390-520 | 500-650 | | |
| Back Height with Contoured Seat [mm] | 370-480 | 400-530 | 475-625 | | |
| Lateral Width | 130-230 | 200-300 | 225-350 | | |
| Hip Guide Width [mm] | 165-230 | 200-260 | 250-350 | | |
| Backrest Angle | +10 to -25 | +10 to -25 | +10 to -25 | | |
| Max User Weight [kg]** | 35 | 50 | 70 | | |
| Footrest | | | | | |
| | Small | Medium | Large | | |
| Lower Leg length with Basic/Split Seat [mm] | 185-285 | 280-450 | 290-510 | | |
| Lower Leg length with Contoured Seat [mm] | 185-285 | 290-460 | 300-520 | | |
| Maximum Dorsiflexion/Plantarflexion | +/- 10 Degrees | +/- 10 Degrees | +/- 10 Degrees | | |
| Chassis | | | | | |
| | Small | Medium | Large | | |
| Maximum Weight Limit [kg] ** | 35 | 50 | 70 | | |